

Results Monitoring Database

Select, customise and analyse development impact data from all PIDG-supported projects to meet your own requirements.

PIDG Results Monitoring Database (data.pidg.org) User Guide

The **PIDG Results Monitoring Database** hosted at data.pidg.org is an online information source that provides quick and easy access to up-to-date development impact data from every PIDG-supported project. It has advanced functions for selecting and aggregating data, performing customized queries, downloading data and creating graphs. The data is updated quarterly.

This guide is intended to give users a quick run-through of the PIDG Results Monitoring Database's functionality. A [glossary](#), intended to provide a quick definition guide to the key terms found in the PIDG Results Monitoring Database, can be found on the [Help page](#).

[REPORTING HOME](#) [ABOUT](#) [ADVANCED SEARCH](#) [HELP](#) [CONTACT US](#)

The **Reporting Home** page is where users will land after accessing data.pidg.org via the [PIDG website](#), or by typing 'data.pidg.org' into their browser address bar. This page has been designed to allow users to quickly and easily access PIDG project data in several ways:

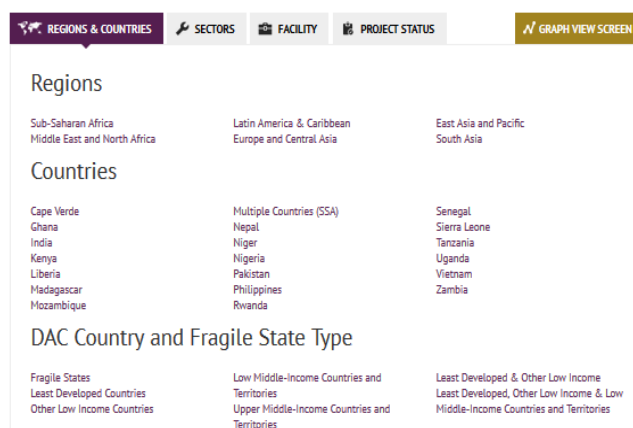
1 - Through the **quick selection tabs** in the centre of the page users can choose from pre-defined filters to quickly access the data they want.

Clicking on one of the quick selection links will take users to a list of PIDG-support projects associated with that filter (e.g. clicking 'Least Developed Countries' will display all PIDG-supported projects in countries classified by DAC as Least Developed Countries / DAC I).

2 - Clicking on the '**Graph View Screen**' tab will take users directly to a graphical view of the data for all PIDG-supported projects, whereby they can proceed to choose the filters they require.

3 - Users can choose to apply multiple filters to retrieve exactly the project data they require using the '**Advanced Search**' button; located both on the right of the page and on the top toolbar. More information is provided below on the 'Advanced Search' functionality.

4 - Clicking the '**View all Project Data**' button on the right of the page will take users directly to a list of all the PIDG-supported projects, whereby they can proceed to choose the filters they require.



Advanced search

SEARCH NOW

VIEW ALL PROJECT DATA (EXCLUDING TAF)

5 - Users can search for PIDG project data using the **search bar**

to the right of the top toolbar. This allows users to create a

bespoke one-time filter that searches for keywords associated with certain PIDG projects (e.g. there is no filter available to search for just solar power projects, however typing 'solar' into the search bar will retrieve a list of projects where the word 'solar' has been used in key descriptive fields).



The **About** page gives users a quick overview and explanation of PIDG, the PIDG Facilities, and PIDG's key development impact indicators.

PIDG reports data at two stages in the project development cycle – (I) the expected development impact of projects at financial close and (II) the actual development impact when a project is fully operational and delivering services on the ground. A comparison of both for those PIDG-supported projects that are operational is provided on this page, as are links that allow users to further investigate the data.

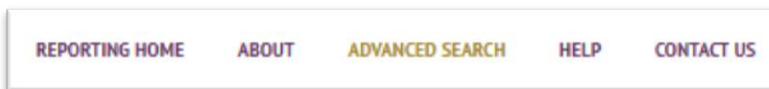
About

Private Infrastructure Development Group (PIDG)

The Private Infrastructure Development Group (PIDG) was constituted as a multi-donor organisation to encourage private infrastructure investments in developing countries to enhance economic growth and poverty reduction. The PIDG mission is to mobilise private-sector investment to assist developing countries to provide infrastructure vital to boost their economic growth and combat poverty.

The PIDG Facilities

Since its formation, PIDG has established technical assistance and project preparation Facilities (DevCo and TAF), project development Facilities (InfraCo Africa Development and InfraCo Asia Development) and project financing and investment Facilities (The Emerging Africa Infrastructure Fund (EAI), Green Africa Power (GAP), GuarantCo, InfraCo Africa Investment, InfraCo Asia Investment and the Infrastructure Crisis Facility Debt Pool (ICF-DP)). Together, these are the PIDG Facilities.

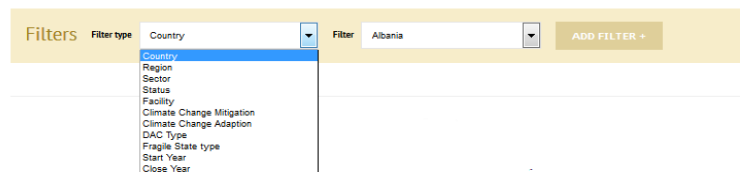


The **Advanced Search** page allows users to specify exactly the criteria for which they wish to see PIDG project data.

Users can select from a list of applicable filters, grouped under 'Country', 'Region', 'Sector', 'Status', 'Facility', 'Climate Change Mitigation', 'Climate Change Adaption', 'DAC Type', 'Fragile State Type', 'Start Year' and 'Close Year'. First a user selects a 'Filter type' or group, then a filter.

Advanced Search

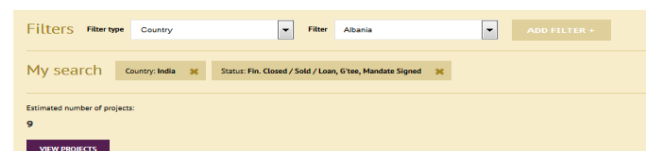
To search our database please select a number of filters using the form below:



The form shows a 'Filters' section with a 'Filter type' dropdown menu. The dropdown is open, showing a list of filter categories: Country, Region, Sector, Status, Facility, Climate Change Mitigation, Climate Change Adaption, DAC Type, Fragile State type, Start Year, and Close Year. To the right, there is a 'Filter' dropdown menu with 'Albania' selected and an 'ADD FILTER +' button.

Users are able to apply multiple filters to a search, in any combination. Once filters have been selected, they appear under the **'My Search'** heading and can be removed by clicking the 'X' in the right. Whether filters are added as 'and' or 'or', or whether they are 'exclusive' or 'inclusive', is automatically determined (and cannot be changed) so as to return the best set of results.

An 'Estimated number of projects' expected to be retrieved by the specified search criteria is displayed under the 'My Search' box so that users need never compile criteria just to retrieve zero results.



The form shows the 'My search' section with two filters applied: 'Country: India' and 'Status: Fin. Closed / Sold / Loan, G'ree, Mandate Signed'. Below the filters, it displays 'Estimated number of projects: 9' and a 'VIEW PROJECTS' button.



The **Help** page is where users are able to download a copy of this guide and access the Glossary, which is intended to be a quick definition guide to the key terms found in the PIDG Results Monitoring Database.

PIDG has a robust results monitoring system (RMS) to identify and maximise the potential development impact of PIDG-supported projects and subsequently monitor them. A full explanation of the PIDG RMS, including its rationale and use by the PIDG Facilities, PIDG PMU and PIDG Governing Council, can be found in the publically available [PIDG Results Monitoring Handbook](#).

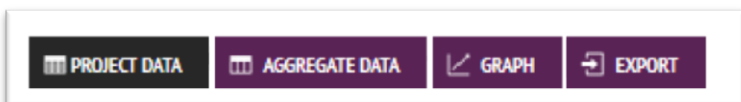
For the purpose of easily interpreting the data in the PIDG Results Monitoring Database, the Glossary gives a quick and easy explanation of the indicators against which data is displayed.



Users are able to find details on the **Contact Us** page that will enable them to contact the PIDG PMU. Links are also available on this page to profiles of the PIDG Facilities, from where users can learn more about each Facility.

PIDG Projects:

Once search criteria or filters have been selected, either on the Reporting Home or Advanced Search pages or by clicking on any of the appropriate links on the other pages, users will be taken to the **PIDG Projects** page. Within this page, there are four ways to view and interrogate PIDG project data – as a list of **Project Data**, as an **Aggregate Data** table, in **Graph** view, or as an Excel **Export**.



The **Project Data** view is split into two parts.

The top part summarises what data the user has chosen to view, and allows them to add or remove filters to narrow down or expand their search and add or remove fields from the project list.

The **'PIDG Projects'** heading will always be followed by the filters users have chosen to apply (e.g. in the below example, projects in 'India' and projects that are 'Financially Closed').

PIDG Projects: India, Fin. Closed / Sold / Loan, G'tee, Mandate Signed

The **summary bar** (below) provides a quick summary of how much PIDG has committed to the projects retrieved by a search, how many projects have been retrieved, and how many of the retrieved projects are operational.

US\$180.7m committed to support **9** projects, of which **3** are operational. The development impact of these projects is summarised in the data table below:

The **search box** allows users to amend their original search criteria by adding or removing filters. As with the advanced search, multiple filters can be added from a number of 'Filter types' or groups. Once filters have been selected, they appear under the **'My Search'** heading and can be removed by clicking the 'X'.

The **'Fields'** box allows users to add or remove fields from the project list displayed in the bottom part of the Project Data view.

A default set of fields, displaying the key PIDG project data, is initially displayed on the project list, but can be fully customised (with the exception of 'Project ID' and 'Project Name') by users so that only the information they want to see is displayed. Fields can be selected and added using the 'Add Fields' button (or all available fields can be added using the 'Add All Fields' button), and then removed using the 'X' in the field header on the project list.

Project ID	Project Name	Facility	PIDG Commitment (US\$m)	Status	Post-Completion Monitoring Form Completed	Sector

The bottom part of the **Project Data** view is the **project list**, where all the PIDG-supported projects meeting the search criteria specified are displayed.

The field columns initially displayed are the defaults but, as described above, they can be customised by users to display exactly the fields they want to see.

Project ID	Project Name	Facility	PIDG Commitment (US\$m)	Status	Post-Completion Monitoring Form Completed	Sector	Country
990	Akshat City Ltd Slum Redevelopment, India	GuarantCo	20.00	Fin. Closed / Sold / Loan, G'tee, Mandate Signed	No	Housing	India
1027	Akshat City Ltd Slum Redevelopment, India	ICF - DP	30.00	Fin. Closed / Sold / Loan, G'tee, Mandate Signed	No	Housing	India
1130	Au Financiers Ltd, India	GuarantCo	20.00	Fin. Closed / Sold / Loan, G'tee, Mandate Signed	No	Transport - Road	India
1078	Bhubaneswar PSL - Street lighting, India (S9387)	DevCo	0.25	Fin. Closed / Sold / Loan, G'tee, Mandate Signed	No	Urban Development / Infrastructure	India
850	Calcom Cement	GuarantCo	25.00	Fin. Closed / Sold / Loan, G'tee, Mandate Signed	No	Industrial Infrastructure	India
1066	Kumar Urban Development Ltd (KUDL) Slum Redevelopment, India	GuarantCo	15.00	Fin. Closed / Sold / Loan, G'tee, Mandate Signed	No	Housing	India
1116	PowerGrid Corporation of India (PGCIL)	ICF - DP	50.00	Fin. Closed / Sold / Loan, G'tee, Mandate Signed	Yes	Energy Generation/T&D	India

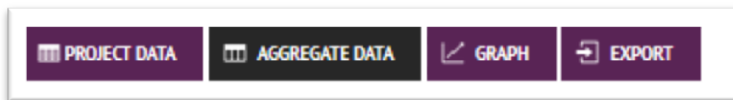
Users are also able to **sort** the project list using the field column header; clicking the up and down arrow, on the right of each header, will sort the list. Only one level of sorting can be applied at any given time.

The project data table can be navigated using the **slider bars** on the right and at the bottom.

Clicking on a project's name (e.g. 'Calcom Cement' above) will take users to that project's **individual data screen**, where all the available data for the project is displayed.

Calcom Cement [850]

Facility:	GuarantCo
PIDG Commitment (US\$m):	25.00
Co-Financed with another PIDG Facility:	No
Recipient of PIDG Funding:	Calcom Cement India Limited
Jurisdiction of Recipient:	India
TAF Investment (US\$m):	0.07
Country:	India
Region:	South Asia
Fragile State Type:	Other
Sector:	Industrial Infrastructure
Climate Change Mitigation Tier:	3
Climate Change Adaptation:	3



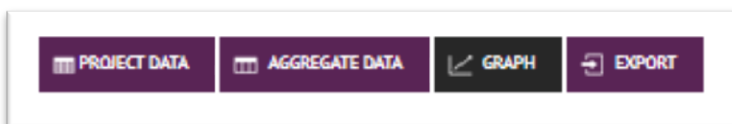
The **Aggregate Data** view is an extension of the Project Data view, whereby users are able to review all the key development impact data for the projects displayed in the project list.

Though users can analyse the key aggregate data for these projects using a number of different aggregations, they will need to return to the Project Data view to add or remove filters so as to display data for different projects.

Analyse results

Total by: Facility

Facility	DevCo	GuarantCo	ICF - DP	PIDG Total	Total Investment Commitment (Predicted) (US\$m)	Private Sector Investment Commitments (Predicted) (US\$m)	DFI Investment Commitments (Predicted) (US\$m)	Investment Commitments in DAC LDC and OIJC (Predicted) (US\$m)	Investment Commitments in Fragile States (Predicted) (US\$m)	Additional People with Access to Infrastructure (Predicted)	People with Improved Access to Infrastructure (Predicted)	Short Term Jobs Created (Predicted)	Long Term Jobs Created (Predicted)	Fiscal Impact to Governments (Predicted) (US\$m)
DevCo	2	1	0.65	12.80	12.80	0.00	0.00	0.00	0.00	174,207.00	220.00	45.00	0.03	
GuarantCo	5	1	100.00	1,126.80	1,000.30	126.50	0.00	0.00	382,900.00	0.00	1,080.00	55,070.00	258.00	
ICF - DP	2	1	80.00	2,352.00	1,952.00	400.00	0.00	0.00	0.00	0.00	0.00	0.00	0.00	
PIDG Total	9	3	180.65	3,491.60	2,965.10	526.50	0.00	0.00	382,900.00	174,207.00	1,300.00	55,115.00	258.03	



The **Graph** view gives users the opportunity to display PIDG project data graphically.

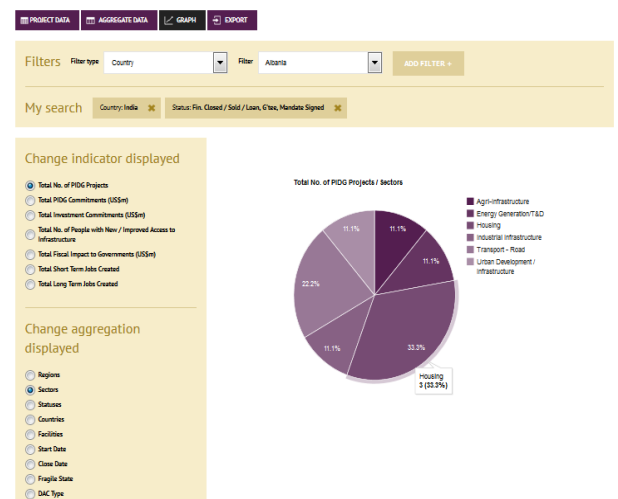
Users can select from pre-defined sets of indicators and aggregations to build graphs that display data relating to the PIDG projects fitting their search criteria (e.g. below the 'Total No. of PIDG Projects' indicator has been chosen, and it is displayed by the 'Sectors' aggregation, for the data relating to projects in 'India' that are 'Financially Closed').

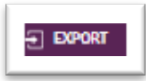
As with the Project Data view, the 'PIDG Projects' header shows the filters applied, which can be amended using the **search box** to add or remove filters.

Hovering over a segment of the pie charts with the mouse cursor, or a bar on the bar charts, will display further information about the results displayed (e.g. the pie chart shows 33% of the total number of projects are in the 'Housing' sector; hovering over this segment shows that this is 3 projects).

Some graphs will automatically display as pie charts and some will automatically display as bar charts (this cannot be changed), so that users can easily read the data that is displayed.

PIDG Projects: India, Fin. Closed / Sold / Loan, G'tee, Mandate Signed





Users can use the **Export** button regardless of what view they are in. This allows users to export to Excel all the developmental impact data related to the PIDG projects that meet their specified search criteria.

Altering the fields displayed in the Project Data view, or amending the aggregation displayed in the Aggregate Data or Graph views, will not change the data that is exported – which will always be all available data related to the PIDG projects retrieved by a users' search criteria.