










# OWNER FUNDING:

## Member and other Owner funding disbursed to PIDG (US\$m) as at 31 December 2020

Donor/Company (US\$m)	 UK Aid	 DGIS	 SECO	 DFAT	 Sida	 FMO	 KFW	 IFC	 MFA	Other <sup>1</sup>	Total
PIDG Group (2020)	124.1	20.0	11.2	2.3	0.6	-	-	0.6	-	-	158.7
<b>Cumulative 2002-2020</b>											
TA	80.5	17.2	19.0	0.6	0.2	-	-	7.9	-	3.5	128.9
DevCo	63.6	5.5	-	-	3.3	-	-	11.7	-	7.0	91.1
InfraCo Africa Development	152.9	64.0	35.1	-	-	-	-	-	-	6.4	258.4
InfraCo Africa Investment	49.5	-	-	-	-	-	-	-	-	-	49.5
InfraCo Asia Development	99.0	28.5	21.6	31.8	-	-	-	-	-	-	180.8
InfraCo Asia Investments	72.1	-	-	-	-	-	-	-	-	-	72.1
EAIF	322.9	30.0	22.0	-	20.0	-	-	-	-	-	394.9
GuarantCo	214.9	4.0	46.9	6.7	15.0	34.0	-	-	-	-	321.5
ICF Debt Pool	-	-	-	-	-	-	7.8	-	-	-	7.8
GAP	6.4 <sup>3</sup>	-	-	-	-	-	-	-	6.1	-	12.5
AgDevCo <sup>4</sup>	67.0	-	-	-	-	-	-	-	-	-	67.0
Project Development	2.6	0.1	0.3	-	0.1	-	-	0.3	0.5	-	4.0
<b>Total less admin</b>	<b>1,131.4</b>	<b>149.3</b>	<b>144.8</b>	<b>39.1</b>	<b>38.6</b>	<b>34.0</b>	<b>7.8</b>	<b>19.9</b>	<b>6.6</b>	<b>16.9</b>	<b>1,588.5</b>
General admin	21.0	6.9	7.1	4.1	5.8	-	2.0	5.6	2.1	3.3	58.0
<b>Totals</b>	<b>1,152.5</b>	<b>156.2</b>	<b>151.9</b>	<b>43.3</b>	<b>44.3</b>	<b>34.0</b>	<b>9.8</b>	<b>25.6</b>	<b>8.7</b>	<b>20.2</b>	<b>1,646.5<sup>2</sup></b>

1. Includes Irish Aid, ABD, AECID, ADA-BMF and MFA.

2. Total 2020 contributions represents all net cash disbursements received by the PIDG Trust from the Owners as at 31 December 2020. As a result, there are some timing variances between cash being disbursed from the PIDG Trust to the PIDG companies and thus the subsequent PIDG company shares being issued in relation to Owner disbursements made in and around the year-end.

3. UK Aid includes disbursements from BEIS to GAP.

4. PIDG Owners are no longer funding AgDevCo though PIDG.